





Store and share your imaging records

-  **Stored permanently** and accessible from **any device** at any time
-  **Share your records online** with any doctor in diagnostic quality
-  Bank level encryption to keep your medical information **secure**



How to Enroll for Access

1 Provide your email to front desk before completing your enrollment at **pocket.health/starling**

OR

Provide your email to front desk before **scanning the QR code**

1. Open your phone camera
2. Point the camera at the QR code
3. Click on the link notification



2 **Pay a \$5 transfer fee** to get your available imaging records from Starling Physicians. This includes your past and recent exams, as well as any new exams performed in the next 2 weeks.

* Additional fees are required for exams performed outside of these 2 weeks

OR

Pay a \$49 yearly fee to get past, and any new exams performed within the year, for you and up to four consenting family members. Plus more!

3 Receive **an email** from PocketHealth when your records are ready to view:


For completed past exams: **24 - 48 hours after enrollment**

For recent exams: **Once it is finalized**

Have Questions?

Contact PocketHealth Patient Experience team! (Not the clinic front desk)

 help@pocket.health

 1 855-381-8522 (toll-free)

